SUA-111M2-x-S175

Color :

W:White
B:Black

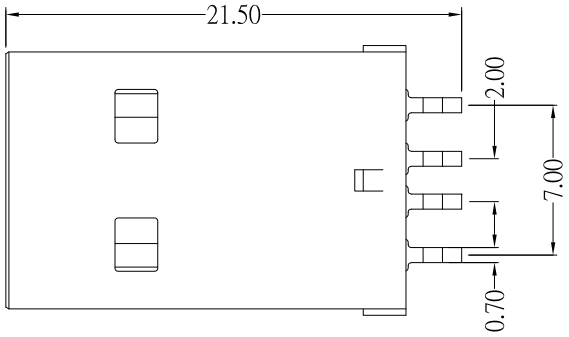

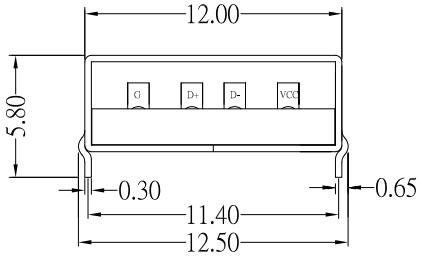

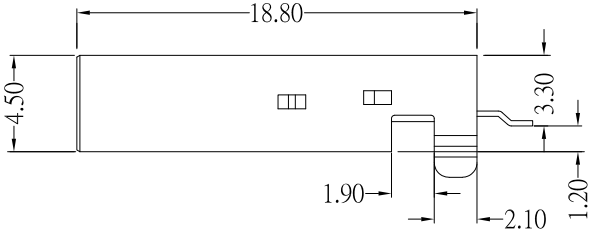

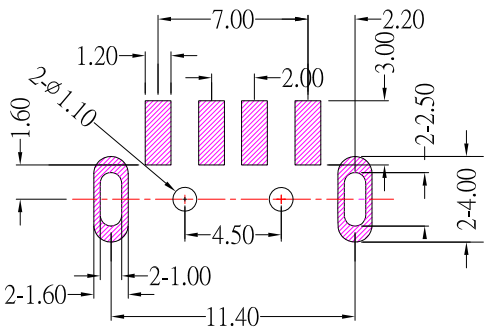

P.C.B LAYOUT MOUNTING PATTERN

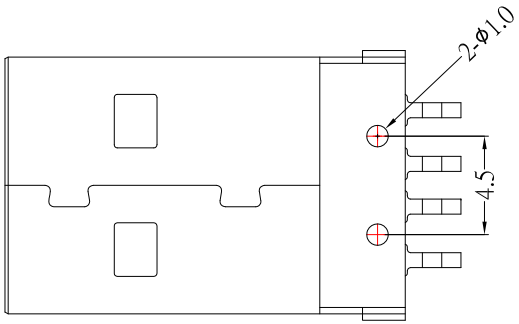

SPECIFICATIONS

Electrical:

1.Current Rating: 1.5A / contact terminal

2.Voltage Rating: 30V DC

3.Contact Resistance: 30 milliohms Max

4.Dielectric Withstanding Voltage:

500 V AC AT Sec Level

5.Insulation Resistance: 1,000 MEGA ohms Min

Mechanical:

1.Connector Mate and Unmate Force

Mate force: 3.57 kgf (Max)

Unmate force: 1.02 kgf (Min)

2.Terminal Retention: 1.2 kgf (Min)

Material:

1.Housing:

High Temperature Thermal Plastics,

UL 94V-0 , LCP

2.Contact: BRASS

3.Shell: SPCC

Finish:

1.Contact: Plated Gold in Mating Area ;

Tin Plated on Solder Balls ;

Nickel under plated overall

2.Shell: Nickel under Plated surface layer

ITEM NO.	DESCRIPTION	DRAWN	DATE
6	新增PCB LAYOUT尺寸	Jack	051121
5	更新PCB LAYOUT尺寸	Jack	041117
4	新增PIN定義	Jack	022417
3	新增1.90的尺寸	Jack	083115
2	更新材質	Jack	080415
1	更新SPEC和材質及尺寸	Jack	090213

CONTACT 建倚科技股份有限公司 CONTACT TECHNOLOGY CORP.

TOLERANCE UNLESS OTHERWISE STATED : Up to 5 ±0.2; Above 5 ~ 15 ±0.3; Above 15 ~ 30 ±0.4; Above 30 ~ 50 ±0.5; Angle ±0.3°

3RD. ANGEL'S | UNITS MM

DRAWN BY: Jack Lu	DATE 05/11/21	MAT'L	
CHECKED BY: Jacky Chen	DATE 05/11/21	FINISH	
APPROVED BY: Tony Kao	DATE 05/11/21	SCALE 1 : 1	SHEET NO. 1 of 1

TITLE	CONNECTOR
MODLE	USB AM 短體 SMT 彎腳
DWG NO.	SUA-111M2-x-S175
PART NO.	SUA-111M2-x-S175
SIZE	A4
VER	A6